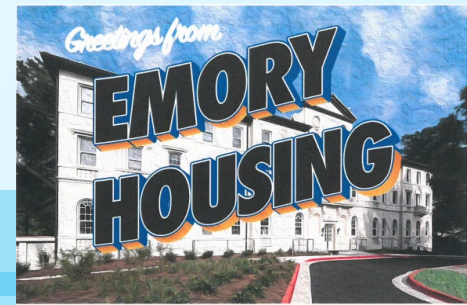


Clairmont Campus Upperclass Housing Selection

What Will I See During Selection?



You may find your Housing Selection time on your MyHousing page. You will be able to “View Available Spaces” on the first day of selection, before the selection process begin.

✓ Room Selection

ATL Upperclass Room Selection

You may select your room during this process beginning at the time indicated. You have until _____ to select your room. Once you select your room, you are bound to the Housing agreement.

Start Time:

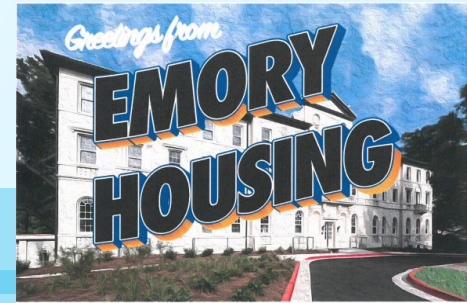
Selection Times

[View Available Spaces](#)



Day 1 of Selection

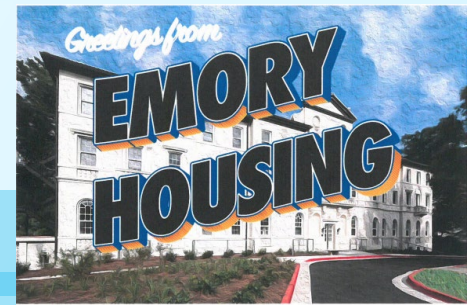
- **“Must Fill” is turned on.** This means that you will only see spaces in apartments that fit your group size.
- If you are a group of 1 (not matched with anyone), you will only see apartments that have 1 space remaining in them. Such as:
 - a 1-bedroom CRC apartment,
 - a Clairmont Tower 1-bedroom Full Size Single, or
 - an individual bedroom open within a CRC or URC apartment.
- If you are a group of 2 (matched with one person), you will only see apartments that have 2 spaces available in them. Such as:
 - a completely open CRC 2-bedroom apartment,
 - a Clairmont Tower 2-bedroom super-single apartment
 - a Clairmont Tower 1-bedroom apartment (this is a shared bedroom), or
 - 2 open spaces in a URC apartment.



Day 1 of Selection

- If you are a group of 3 (matched with two people), you will only see:
 - URC apartments that has 3 spaces remaining,
 - Clairmont Tower 2-bedroom apartments where 1 room is private and 1 room is shared, or
 - 3-bedroom CRC apartments. **There are VERY FEW of these**

- If you are a group of 4 (matched with three people), you will only see:
 - URC apartments that have 4 spaces available
 - Clairmont Tower 2-bedroom apartments where both bedrooms are shared
 - Clairmont Tower 3-bedroom apartments where 2 bedrooms are private, and 1 bedroom is shared.





Room and Roommate

Select Roommates

Select a Room/Suite

Housed Students Waitlist

Important Message

The room selection process
However, you are not eligible to select a room unti

is now active.
(US/Eastern).

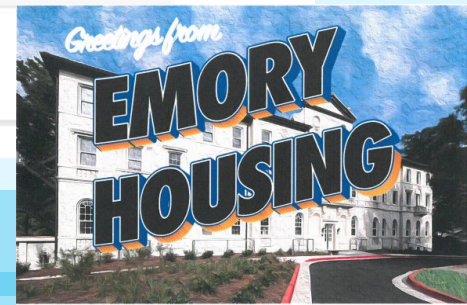
Roommate Group (1)

Name	Student Number
You	0022365

Select from Floor Plan 

Select from Room List

You can select from
"Floor Plan" or
"Room List"



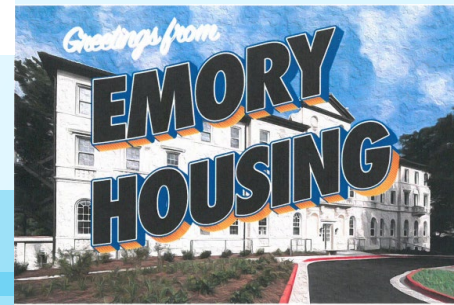
If you are using “Select from Floor Plan”, select the hall & floor from the drop down and click “select room”

Select from Floor Plan ^

Hall * Floor *

Select Room

Remember, on day 1 of selection with ‘Must Fill’ turned on students can only see spaces that fit their group size. Here our test student is not matched with anyone and is a group of 1.



If I choose to use “Select from Room List” instead of “Select from Floor Plan” I will get a list of available rooms. On Day 1 of selection with “must fill” turned on I will only see spaces that match my group size. I can also see the description of the room type.

Remember, if a room at Clairmont Apts Tower does not have the word “**single**” in the room type, you are sharing a bedroom with another person. This room is a 1-bedroom apartment with a full-size bed and is a single, for one person.

Here in this CRC apartment you can see it is a **2-bedroom** apartment that has one space available. You are picking one bedroom within a two-bedroom apartment. To see who is already assigned to the apartment click on “Roster”.



Available Rooms: (62)

ATL Clairmont Apts Tower - 1717

Room Type: Fall ATL CC Tower Single (Full Size) - 1BR
Spots: 1

[Roster](#)
[View Floor Plan](#)

[Select Room](#)

ATL Clairmont Residential Center Apts E - EG03B

Room Type: Fall ATL CC CRC 2-bdrm
Spots: 1
Suite: EG03 Spots: 1

[Roster](#)
[View Floor Plan](#)

[Select Room/Suite](#)

When you found the room you want click the “Select Room” button



If you are matched with another student, make sure you place them into the apartment with you using the drop-down arrow **BEFORE** you click the “Submit Room Selection” button.

Room 222B - Beds to Fill:

Room 222B Bed 1	Room 222B Bed 1
< Leave Empty >	Gregory Dooley
Gregory Dooley	
Jesse [REDACTED]	
Submit Room Selection	

ATL Clairmont Apts Tower - 222A

Room Type: Fall ATL CC Tower 2-bdrm supersingle
Spots: 1
Suite: Apt 222 Spots: 2

[Roster](#)
[View Floor Plan](#)

[Select Room/Suite](#)

ATL Clairmont Apts Tower - 222B

Room Type: Fall ATL CC Tower 2-bdrm supersingle
Spots: 1
Suite: Apt 222 Spots: 2

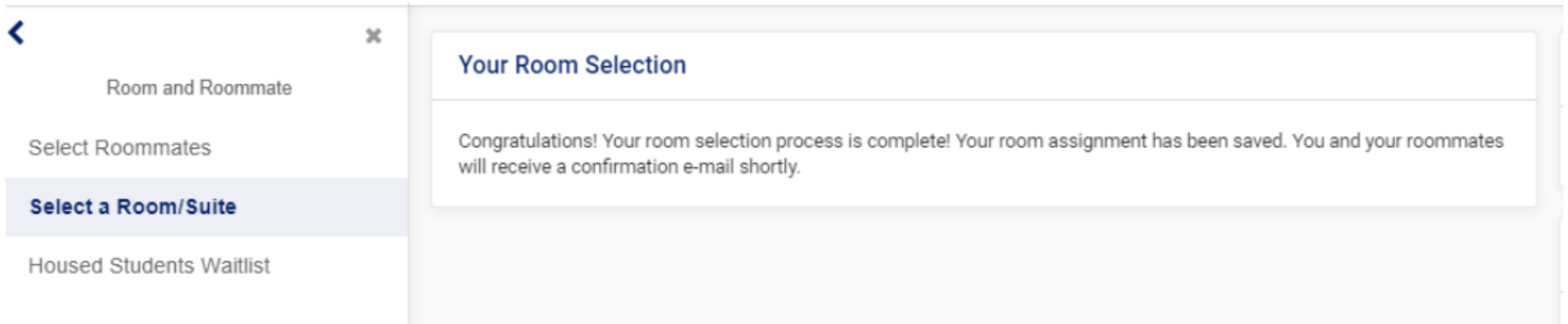
[Roster](#)
[View Floor Plan](#)

[Select Room/Suite](#)

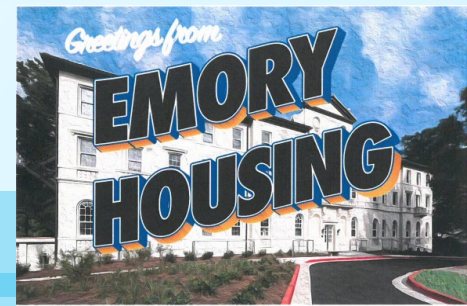
Remember, if you are selecting in Clairmont Apts Tower, if the room type does not have the word “**single**” in it, you are sharing the bedroom with another person. Here you can see both the A and B bedroom say “supersingle” so both bedrooms are private bedrooms.



Once you have completed your room selection you will see this page. Each student assigned through the selection process will receive an email confirmation.

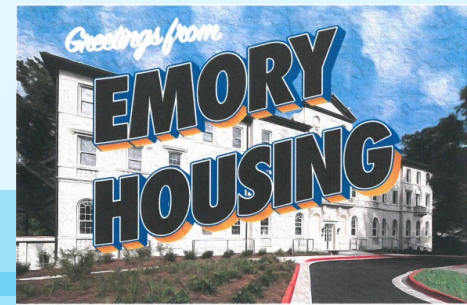


The screenshot shows a mobile application interface. On the left is a navigation sidebar with a back arrow at the top left and a close 'x' icon at the top right. The sidebar contains four menu items: 'Room and Roommate', 'Select Roommates', 'Select a Room/Suite' (which is highlighted with a grey background), and 'Housed Students Waitlist'. The main content area on the right is titled 'Your Room Selection' in blue text. Below the title, a message reads: 'Congratulations! Your room selection process is complete! Your room assignment has been saved. You and your roommates will receive a confirmation e-mail shortly.'



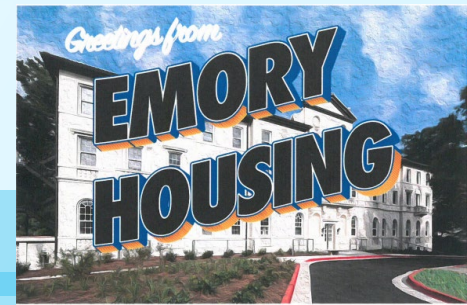
Day 2 and 3 of Selection

- “Must Fill” is turned off before selection. This means that all available spaces that can accommodate your group size/gender will be viewable.
- **Our office will email anyone with a start time from Night One who did not select a space to let you know “must fill” is off and you may go in and pick.**
- If you are a group of 1 (not matched with anyone), you will see open space in any apartment.
- If you are a group of 2 (matched with one person), you will see apartments that have 2 spaces available in them. Such as:
 - a completely open CRC 2-bedroom apartment,
 - a Clairmont Tower 1-bedroom apartment (this is a shared bedroom),
 - a Clairmont Tower 2-bedroom apartment, either a super single or a shared bedroom apartment,
 - a Clairmont Tower 3-bedroom apartment that has at least 2 spaces available in it,
 - any open apartment at URC.



Day 2 and 3 of Selection

- If you are a group of 3 (matched with two people), you will see:
 - a Clairmont Tower 3-bedroom apartment that has at least 3 spaces available in it,
 - a Clairmont Tower 2-bedroom apartment that has at least 3 spaces available in it (shared bedroom)
 - any open apartment at URC
- If you are a group of 4 (matched with three people), you will see:
 - a Clairmont Tower 2-bedroom apartment where both bedrooms are shared
 - any open apartment at URC



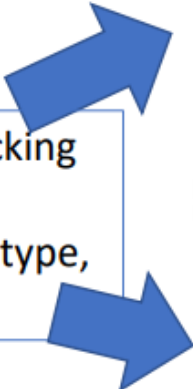
Room 326A - Beds to Fill:

Room 326A Bed 1 Gregory Dooley	Room 326A Bed 2 Jesse [REDACTED]
Room 326B Bed 1 < Leave Empty >	Room 326B Bed 2 < Leave Empty >

[Submit Room Selection](#)

Remember, you can see ALL spaces when 'Must Fill' is turned off. Here Dooley is matched with one other person making a group of 2 but he can see all 4 spaces in this Clairmont Tower apartment. He is assigning both himself and his matched roommate to the A bedroom, meaning they are sharing a bedroom. Two other students will select the other spaces in the apartment.

Dooley can double check the room type by clicking "Select From Room List". Neither of these bedrooms have the word "single" in the room type, so these are **shared bedrooms**



ATL Clairmont Apts Tower - 223A

Room Type: Fall ATL CC Tower 2-bdrm apt
Spots: 2
Suite: Apt 223 Spots: 4

[Roster](#)
[View Floor Plan](#)

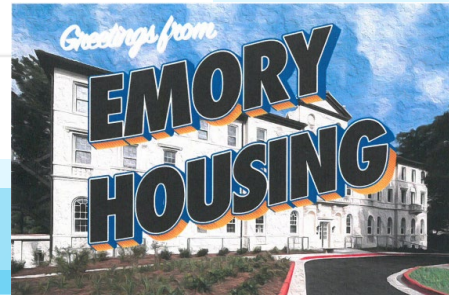
[Select Room/Suite](#)

ATL Clairmont Apts Tower - 223B

Room Type: Fall ATL CC Tower 2-bdrm apt
Spots: 2
Suite: Apt 223 Spots: 4

[Roster](#)
[View Floor Plan](#)


[Select Room/Suite](#)



Here Dooley can see 2 bedrooms available in a URC apartment. There are 3 spaces remaining in the apartment, meaning there is already 1 resident assigned. To see who is already assigned, click on “Roster”

ATL Clairmont Undergrad Residential Center Apts C - C202C


Room Type: Fall ATL CC URC apt
Spots: 1
Suite: C202 Spots: 3

[Roster](#) 
[View Floor Plan](#)

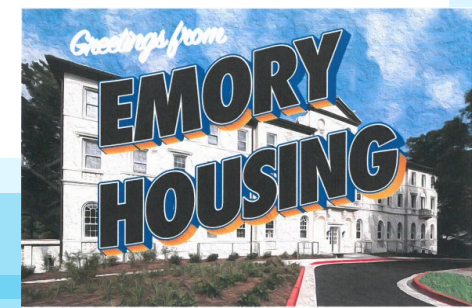
[Select Room/Suite](#)

ATL Clairmont Undergrad Residential Center Apts C - C202D

Room Type: Fall ATL CC URC apt
Spots: 1
Suite: C202 Spots: 3

[Roster](#) 
[View Floor Plan](#)

[Select Room/Suite](#)

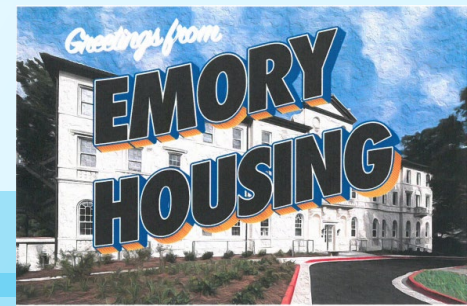


Once you have completed your room selection you will see this page. Each student assigned through the selection process will receive an email confirmation.

< ×
Room and Roommate
Select Roommates
Select a Room/Suite
Housed Students Waitlist

Your Room Selection

Congratulations! Your room selection process is complete! Your room assignment has been saved. You and your roommates will receive a confirmation e-mail shortly.



After Selection Has Concluded

- Did you pick a space but you're not happy with it and you'd like to change it? Our **"Housed Student Waitlist"** will open after Selection has concluded.
- This is an opportunity to place yourself on a waitlist for another room type/building **while remaining assigned** at the space you selected.
- Students who picked a room will receive more information via email after the selection process is complete.

